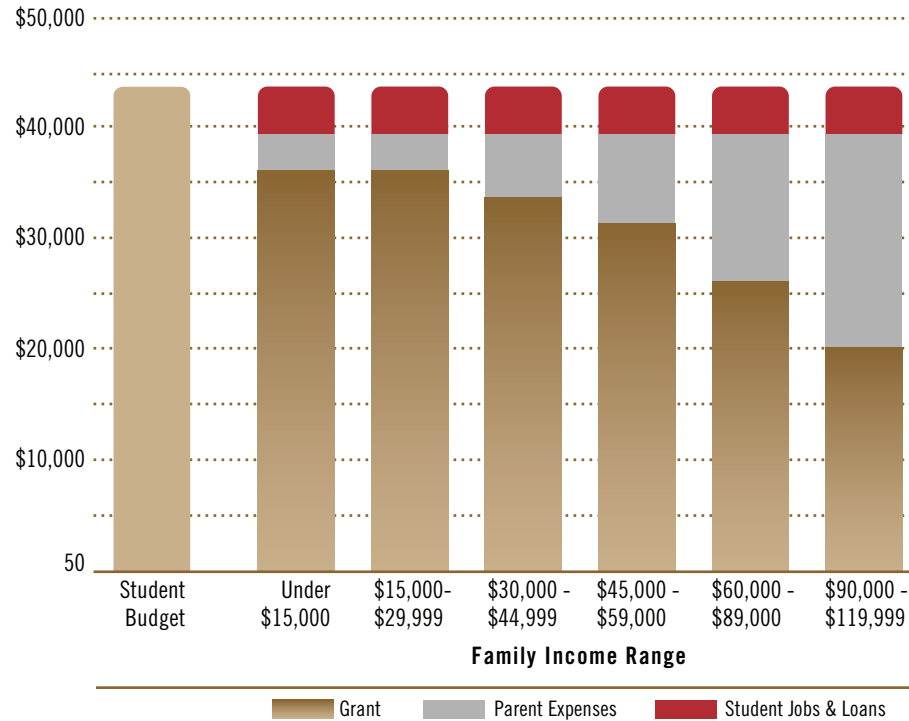


SOME FACTS ABOUT FINANCIAL AID

Fact 1

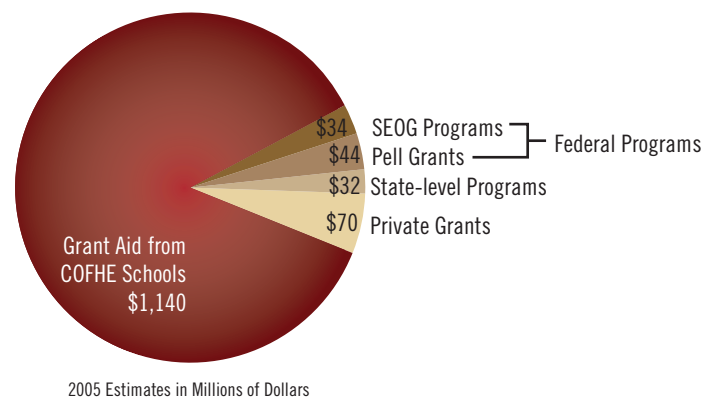
AIDED FAMILIES PAY ONLY A FRACTION OF THE COLLEGE BILL

Half of all COFHE students receive at least some grant aid. Grants awarded to COFHE first-year students average more than \$25,000. For families with incomes below \$60,000 grants average \$34,100. Aided students are also eligible for subsidized loans and campus work to help meet their portion of college costs. Subsidized loans are repaid over a 10 year period after a student completes his or her education.:



Fact 2

COFHE SCHOOLS FUND MOST OF THEIR GRANT AID



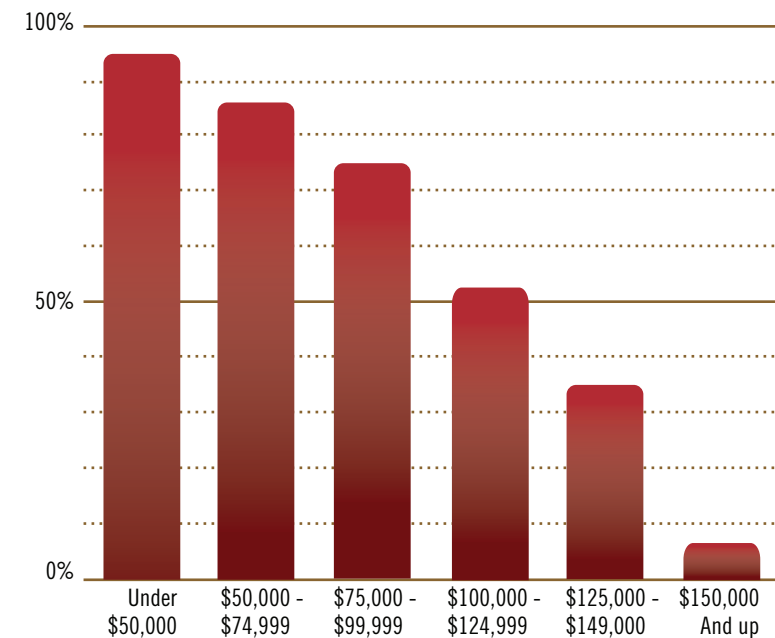
COFHE schools now give out over \$1.3 billion in need-based grants each year to assist 63,800 students. Grant awards funded by COFHE schools make up 86% of all grants. Funding of grant aid by COFHE colleges has grown 51% over the past decade after adjusting for the effects of inflation. Funding of federal programs has grown only 7% over this period.

Fact 3

MIDDLE INCOME FAMILIES RECEIVE AID, TOO

A majority of families with incomes below \$125,000 report receiving some financial aid. Almost all families with incomes below \$75,000 receive aid. Families earning as much as \$150,000 may still be eligible for some forms of financial aid.

CHANCES OF RECEIVING NEED-BASED AID BY INCOME GROUP



UNDERSTANDING FINANCIAL AID

Grant Aid – cash awards that need not be repaid. Grants help pay for tuition and fees, as well as room, board, travel and other expenses.

Financial Aid – grant aid plus other forms of assistance, such as federal subsidized and unsubsidized loans and student work-study jobs. Loans and jobs are known as “self-help.”

Parent Contribution – the amount that parents are expected to pay from their own resources for their child’s education. Programs such as the PLUS loan program help parents finance these costs.

Family Contribution – includes the parents’ contribution as well as an additional contribution that the student is expected to make from summer earnings.

SOURCES: Fact 1: Aid status and incomes self-reported by parents of enrolled students, 2002. Average grant: Average for COFHE institutions of the mean grant awarded to first-year students, survey of COFHE institutions, January 2006. Fact 2: Parent cost: dataset from Catharine Hill, Gordon Winston, Stephanie Boyd, “Affordability: Family Incomes and Net Prices at Highly Selective Private Colleges and Universities,” Williams Project on the Economics of Higher Education, DP-66r (January, 2004). Tuition: the average posted tuition and mandatory fees at the COFHE institutions in academic year 2001-2002. Total cost: based on survey of 19 COFHE institutions in academic year 2001-2002. Percent of students receiving grants: survey of COFHE institutions, February 2005. Fact 3: Survey of COFHE institutions, February 2005. Data are for academic year 2004-2005.